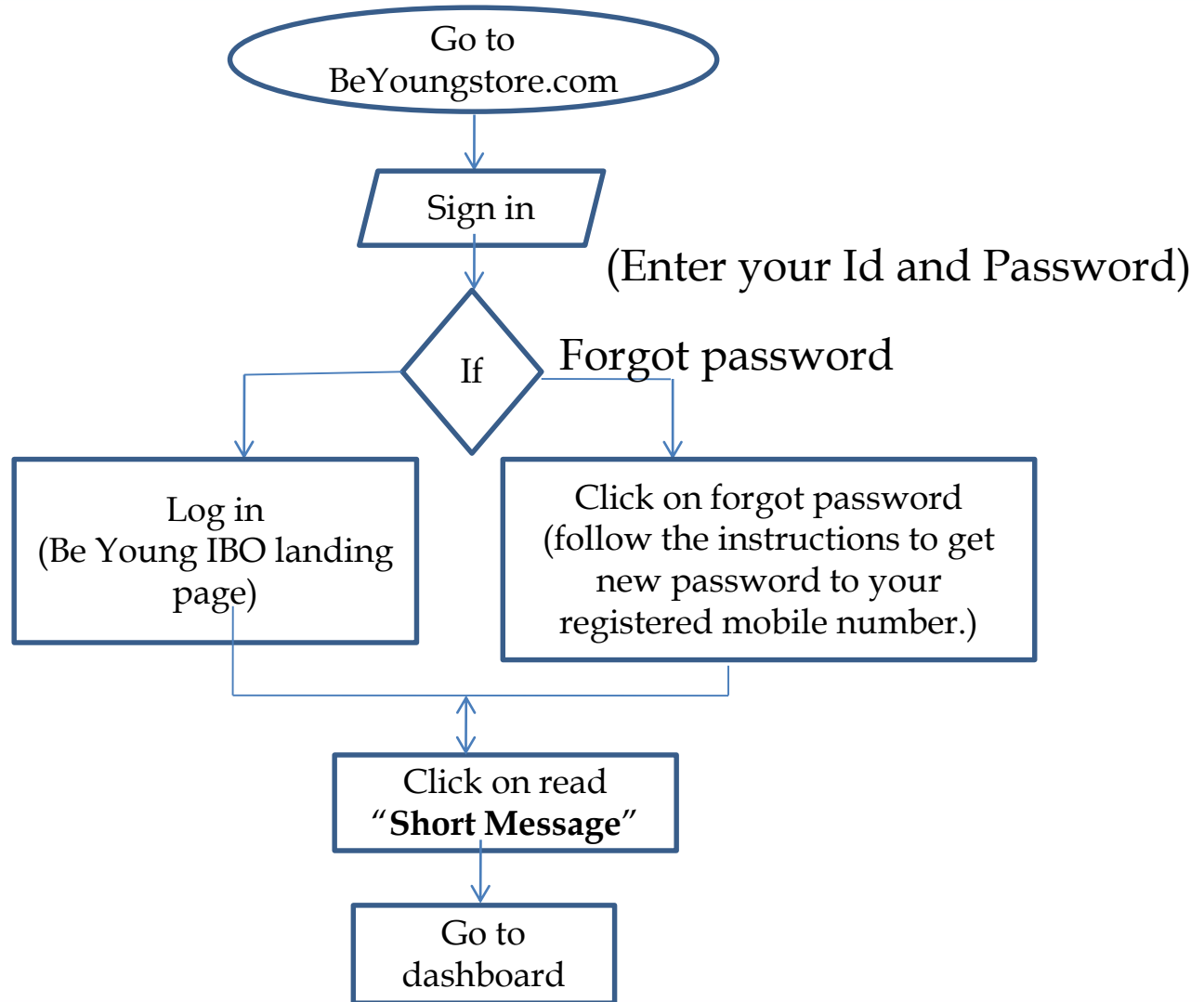


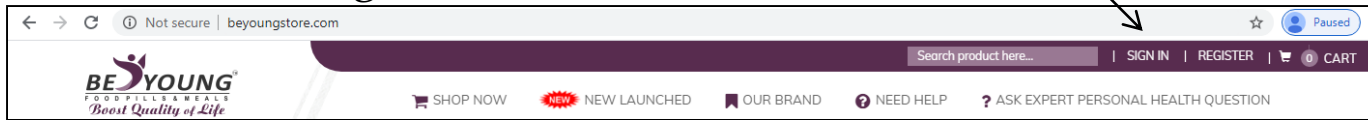
How to make bill & Claim your Cash Back Rewards(CBR)?



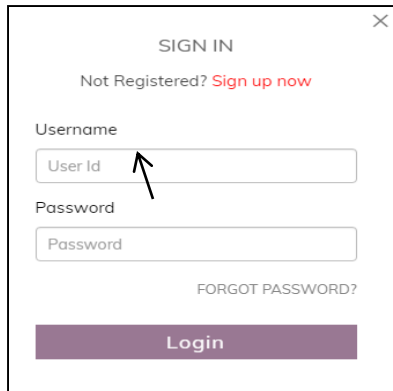


Be Young Education Series

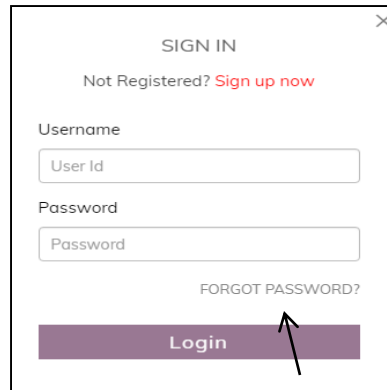
Go to BeYoungstore.com




Sign in



Forgot Password

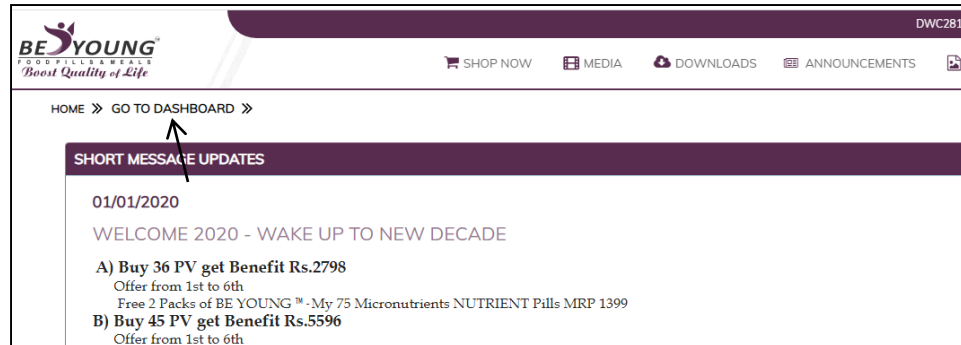


Click on "Short Message"



Enter Id and Password

Go to dashboard



Read popup (1)

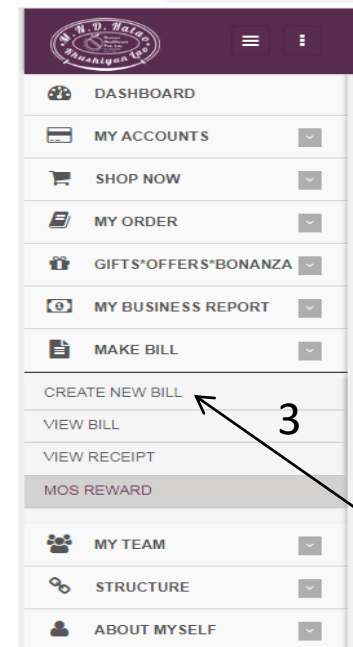
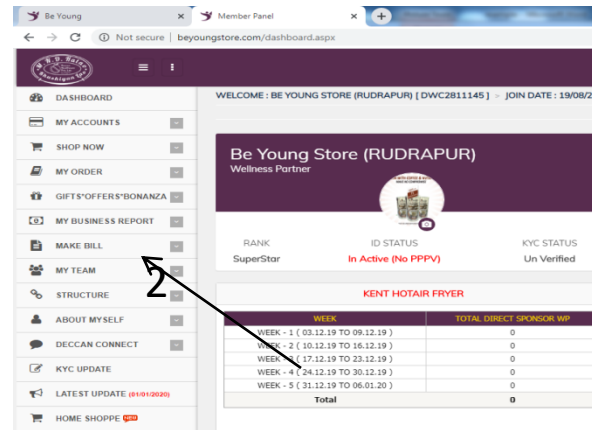
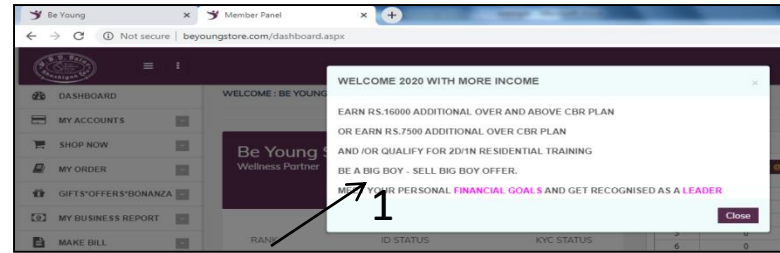
(if any and close)

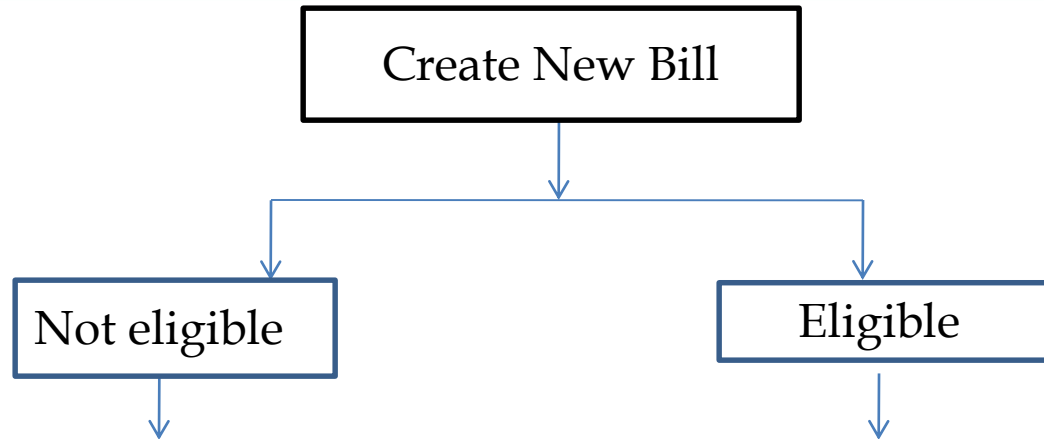
Go to menu & Make Bill (2)

Go to menu & Create New Bill (3)

Make bill option available to

(Check if you are eligible to make bill)





- You are not Active "A".
And / or
- You are not Verified "V".
And /or
- Their should be minimum
balance of Rs.200/- in the
account from where you want to
make bill.

If eligible then follow the
instructions.

Create New Bill

- According to your requirement click the make bill button then you will get the popup as shown in the image.
- Now fill the required data and click on submit button.

WELCOME : BE YOUNG STORE (RUDRAPUR) [DWC2811145] > JOIN DATE : 19/08/2018

Date & Time : 02/01/2020 13:27:21

MAKE BILL

(YTD* : YEAR TO DATE FORM 1 APRIL)

YOUR YTD BILL AMOUNT (FY - 2019-2020)	0.00	
WEEKLY CBR AMOUNT	0.00	MAKE BILL
MONTHLY CBR AMOUNT	53.20	MAKE BILL
MOS AWARD AMOUNT	0.00	MAKE BILL
BONANZA CBR ACCOUNT	0.00	MAKE BILL

NOTE:-

1. Make bill option only for active and verified members.
2. Make bill option if account balance is above Rs. 200.00/-
3. All bills paid subject to duties and taxes as applicable.
4. You can make bill for any amount as per your choice.
5. Weekly CBR bills made before 12 noon on Monday will be paid on Wednesday of the week.
6. Monthly CBR bills made before 12 noon on 17th will be paid on 19th of the month.

Create New Bill for Weekly commission

- For Weekly CBR, click on make bill button then you will get the popup as shown in the image.
- Weekly CBR bills made before 12 noon on Monday will be paid on Wednesday of the week
- Now fill the required data and click on submit button.

The screenshot shows the 'MY BILL FOR WEEKLY COMMISSION' form in the StayWoW portal. The form includes the following fields and values:

Field	Value
WEEKLY CBR AMOUNT	0.50
MONTHLY CBR AMOUNT	0.00
MOS AWARD AMOUNT	0.00
BONANZA CBR ACCOUNT	0.00
MY BILL FOR WEEKLY COMMISSION	
BILL DATE:	02/01/2020
FILL AMOUNT:	0.00
SGST @:	0.00
CGST @:	0.00
IGST @:	0.00
TOTAL BILL VALUE:	0.00

The 'SUBMIT' button is highlighted with a green box and an arrow pointing to it. A note at the bottom of the form reads: "Note: Make Payments as per applicable Duties and Taxes and on agreed pay days / dates."

NOTE:-

1. Make bill option only for active and verified members.
2. Make bill option if account balance is above Rs. 200.00/-
3. All bills paid subject to duties and taxes as applicable.
4. You can make bill for any amount as per your choice.

← Fill Amount

Create New Bill for Monthly commission

- For Monthly CBR, click the make bill button then you will get the popup as shown in the image.
- Monthly CBR bills made before 12 noon on 17th will be paid on 19th of the month.
- Now fill the required data and click on submit button.

MAKE BILL

(YTD* : YEAR TO DATE FORM 1 APRIL)

YOUR YTD BILL AMOUNT (FY - 2019-2020)	2308.00	
WEEKLY CBR AMOUNT	0.50	MAKE BILL
MONTHLY CBR AMOUNT	0.00	MAKE BILL
MOS AWARD AMOUNT	0.00	MAKE BILL
BONANZA CBR ACCOUNT	0.00	MAKE BILL

MY BILL FOR MONTHLY COMMISSION

BILL DATE:	02/01/2020	FILL AMOUNT:	<input type="text" value="0.00"/>
		SGST @:	<input type="text" value="0.00"/>
		CGST @:	<input type="text" value="0.00"/>
		IGST @:	<input type="text" value="0.00"/>
		TOTAL BILL VALUE:	<input type="text" value="0.00"/>

SUBMIT **CANCEL**

Fill amount

Create New Bill for MOS Award

- For MOS Award CBR, click the make bill button then you will get the popup as shown in the image.
- MOS Award CBR bills made before 12 noon on 17th will be paid on 19th of the month.
- Now fill the required data and click on submit button.

(MOS Awards are subject to 40% Gift Tax as applicable)

← → ↻ ⓘ Not secure | beyoungstore.com/MakeWalletBill.aspx

W. D. Hales
BANKALAYA Ltd

SHOP NOW

- MY ORDER
- GIFTS*OFFERS*BONANZA
- MY BUSINESS REPORT
- MAKE BILL
- MY TEAM
- STRUCTURE
- ABOUT MYSELF
- DECCAN CONNECT
- KYC UPDATE
- LATEST UPDATE (01/01/2020)
- HOME SHOPPE **NEW**

(YTD* : YEAR TO DATE FORM 1 APRIL)

YOUR YTD BILL AMOUNT (FY - 2019-2020) 2308.00

WEEKLY CBR AMOUNT	0.50	MAKE BILL
MONTHLY CBR AMOUNT	0.00	MAKE BILL
MOS AWARD AMOUNT	0.00	MAKE BILL
BONANZA CBR ACCOUNT	0.00	MAKE BILL

MY BILL FOR MOS AWARD COMMISSION

Fill amount

BILL DATE : 02/01/2020

FILL AMOUNT :

SGST @ :

CGST @ :

IGST @ :

TOTAL BILL VALUE :

SUBMIT **CANCEL**

Note: Make Payments as per applicable Duties and Taxes and on agreed pay days / dates.

NOTE:-
1. Make bill option only for active and verified members.

Create New Bill for Bonanza commission

- For Bonanza CBR, click the make bill button then you will get the popup as shown in the image.
- Bonanza CBR bills made before 12 noon on 17th will be paid on 25th of the month.
- Now fill the required data and click on submit button.
- MOS Award are subject to 40% Gift Tax as applicable.

The screenshot shows a user interface for creating a Bonanza CBR bill. On the left is a navigation menu with options like 'SHOP NOW', 'MY ORDER', 'GIFTS*OFFERS*BONANZA', 'MY BUSINESS REPORT', 'MAKE BILL', 'MY TEAM', 'STRUCTURE', 'ABOUT MYSELF', 'DECCAN CONNECT', 'KYC UPDATE', 'LATEST UPDATE (01/01/2020)', and 'HOME SHOPPE NEW'. The main content area is titled '(YTD* - YEAR TO DATE FORM 1 APRIL)' and displays a table of bill amounts:

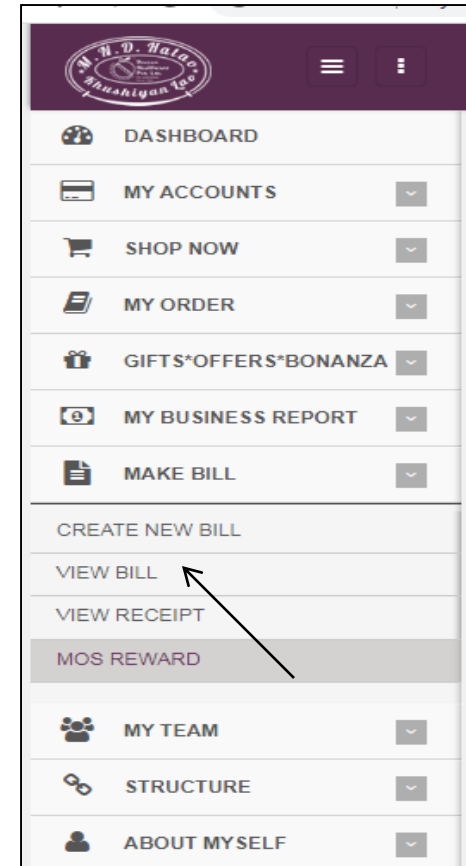
Category	Amount	Action
YOUR YTD BILL AMOUNT (FY - 2019-2020)	2308.00	
WEEKLY CBR AMOUNT	0.50	MAKE BILL
MONTHLY CBR AMOUNT	0.00	MAKE BILL
MOS AWARD AMOUNT	0.00	MAKE BILL
BONANZA CBR ACCOUNT	0.00	MAKE BILL

Below the table is the 'BONANZA CBR COMMISSION' form. It includes a 'BILL DATE' field (02/01/2020) and several 'FILL AMOUNT' input fields for 'FILL AMOUNT', 'SGST @', 'CGST @', 'IGST @', and 'TOTAL BILL VALUE', all currently set to 0.00. A 'SUBMIT' button and a 'CANCEL' button are at the bottom right. A red note at the bottom states: 'Note: Make Payments as per applicable Duties and Taxes and on agreed pay days / dates.' A 'NOTE:-' section at the very bottom contains the text: '1. Make bill option only for active and verified members.'

All the CBR claim bills you have made can be viewed in “VIEW BILL OPTION”.

View Bill

- Go to the menu and click on make bill then click on view bill.
- Here you can view your invoice page.



View Bill (Bill/Invoice View)

- In this View Bill you can enter the dates for which period you require to View Bills and click on show button.
- Here you can view your bills and their status.
- These status are of 3 stages:
 1. Unpaid - (Pending for payment on due date)
 2. Approved - (Paid on due date but receipt not issue)
 3. Settled - (Receipt issued)
- You can print your bill from here by click on print button.

- MY ACCOUNTS
- SHOP NOW
- MY ORDER
- GIFTS/OFFERS/BONANZA
- MY BUSINESS REPORT
- MAKE BILL
- MY TEAM
- STRUCTURE
- ABOUT MYSELF
- DECCAN CONNECT
- KYC UPDATE
- LATEST UPDATE (01/01/2020)
- HOME SHOPPE

SI INVOICE VIEW

SI INVOICE VIEW

1 →

2 →

Starting Date :

Ending Date :

[Show](#)

SI INVOICE VIEW

#	Wallet Name	BILL NO	BILL DATE	BILL AMOUNT	TAX RATE	SGST	CGST	IGST	ROUND OFF	TOTAL BILL VALUE	REMARK	BILL STATUS
PRINT	WEEKLY CBR AMOUNT	DWC7003634-A00002	24/12/2019	1539.00	0.00	0.00	0.00	0.00	0.00	1539.00	WEEKLY CBR INCOME	Approved
PRINT	WEEKLY CBR AMOUNT	DWC7003634-A00001	17/12/2019	769.00	0.00	0.00	0.00	0.00	0.00	769.00	WEEKLY CBR INCOME	Approved
										2308.00	2308.00	

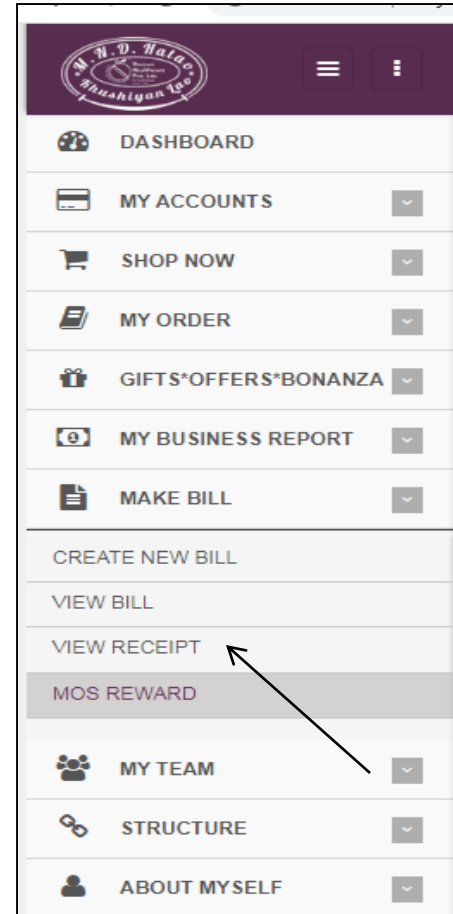
Page 1 of 1 (2 items) [\[1\]](#)

[Export](#)

For all settled Bills/Invoices you can View Receipt.

View Receipt

- Go to the menu and click on make bill then click on View Receipt.



All the CBR claim bills you have made can be viewed in “VIEW RECEIPT OPTION”.

View Receipt

•You can view and print your bill receipt from here by click on print button.

The screenshot shows the user interface of the Deccan Healthcare Limited portal. The left sidebar contains navigation options: DASHBOARD, MY ACCOUNTS, SHOP NOW, MY ORDER, GIFTS/OFFERS/BONANZA, MY BUSINESS REPORT, MAKE BILL, CREATE NEW BILL, VIEW BILL, VIEW RECEIPT, MOS REWARD, MY TEAM, STRUCTURE, ABOUT MYSELF, DECCAN CONNECT, KYC UPDATE, LATEST UPDATE (01/01/2020), and HOME SHOPPE. The main content area displays a 'BANK RECEIPT VOUCHER' form with the following details:

- WELCOME : BE YOUNG STORE (RUDRAPUR) [DWC2811145] > JOIN DATE : 19/08/2018
- Date & Time : 02/01/2020 16:06:02
- Starting Date : 23/12/2019
- Ending Date : 02/01/2020
- Show button

Below the form is a 'BANK RECEIPT VOUCHER VIEW' table with the following columns: #, VOUCHER NO, VOUCHER DATE, PARTICULARS, PAYABLE AMOUNT, UTR NO, and UTR REMARK. The table currently displays 'No data to display' and a total of 0.

MAKE BILL | MAKE MONEY